

CONTENTS

SECTION 1	ENGINE	Y-1-1 through Y-1-2
SECTION 2	ENGINE SYSTEMS	Y-2-3 through Y-2-5
SECTION 3	ELECTRICAL	Y-3-6 through Y-3-7
SECTION 4	POWER TRAIN	Y-4-8 through Y-4-10
SECTION 5	WHEELS AND AXLES	Y-5-11 through Y-5-13
SECTION 6	HITCH AND HYDRAULICS	Y-6-14 through Y-6-15
SECTION 7	FORAGE & HARVESTING	Y-7-16 through Y-7-16
SECTION 8	IMPLEMENTS AND BEARINGS	Y-8-17 through Y-8-17
SECTION 9	MISCELLANEOUS	Y-9-18 through Y-9-18

Important Ordering Information

OEM numbers are used only for identification.
All parts shown in this catalog are represented and sold as replacement parts only.

Alphabetical Index Follows

REPLACES

Piston Ring Kits


- 721450-22500** Standard 72mm bore. Ring set for 1 piston. **Tractors:** 1401, 1502, 1510, F14, F15.
- 721575-22500** Standard 75mm bore. Ring set for 1 piston. **Tractors:** 220, 226, 250, 1601, 1610, 1702, 1720, 1810, F16.
- 704300-22502** Standard 80mm bore. Ring set for 1 piston. **Tractors:** 1500, 2500, 2610.
- 721252-22500** Standard 84mm bore. Ring set for 1 piston. **Tractors:** 336, 3000, 3110, 3810.
- 729350-22501** Standard 84mm bore. Ring set for 1 piston. **Tractors:** 276, 2220, 2301, 2310, 2402, 2420.
- 724450-22500** Standard 85mm bore. Ring set for 1 piston. **Tractors:** 1600, 1700.
- 724750-22500** Standard 88mm bore. Ring set for 1 piston. **Tractors:** 1900, 2000, GREEN.
- 724763-22500** Standard 90mm bore. Ring set for 1 piston. **Tractors:** 2000, RED, 2210.
- 724550-22501** Standard 90mm bore. Ring set for 1 piston. **Tractors:** 2200, 2700.

REPLACES

Valve Cover Gaskets

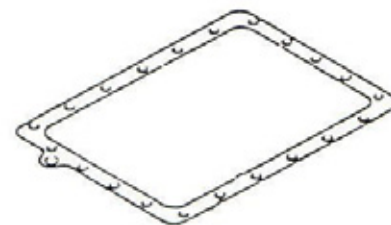
- 124160-11310** Gasket, valve cover. **Tractors:** 1500.
- 121150-11350** Gasket, valve cover. **Tractors:** 2500, 2610.
- 121250-11350** Gasket, valve cover. **Tractors:** 330, 336, 3000, 3110, 3220, 4220. Replaces 121370-11310.

REPLACES

Cylinder Head Gaskets

- 124060-01330AF** Head gasket. **Tractors:** YM155, 1300.
- 121000-01330** Head gasket. **Tractors:** 1401, 1410, 1502, 1510, F15.
- 124160-01330AF** Head gasket. **Tractors:** 1500.
- 124450-01331AF** Head gasket. **Tractors:** 1600, 1700 RED, 1700 GREEN.
- 121470-01332** Head gasket. **Tractors:** 1601, 1610, 1702, 1720, F16
- 121550-01331** Head gasket. **Tractors:** 220, 250, 1810.
- 124763-01331AF** Head gasket. **Tractors:** 2000 RED, 2210.
- 124772-01330AF** Head gasket. **Tractors:** 1900, 2000 GREEN.
- 129351-01330** Head gasket. **Tractors:** 2001, 2010, 2020.
- 124550-01330AF** Head gasket. **Tractors:** 2200, 2700.
- 129322-01330** Head gasket. **Tractors:** 2202, 2220, 2301, 2310, 2402, 2420, YM276.
- 121150-01330AF** Head gasket. **Tractors:** 2500, 2610.
- 121250-01331** Head gasket. **Tractors:** 2620, 2820, 3000, 3110, 3220, 3810, YM336.
- 121520-01331** Head gasket. **Tractors:** 1802, 1820, 2002, YMG1800, YMG2000.

REPLACES

Oil Pan Gaskets

- 121150-01751** Gasket, Oil pan. **Tractors:** 2500, 2610.
- 121250-01751** Gasket, Oil Pan. **Tractors:** 300, 336, 2620, 2820, 3000, 3110, 3220, 4220, 4300.

REPLACES

Front Cover and Main Bearing Housing Gaskets

124450-01512 Gasket, front cover. **Tractors:** 1500, 1600, 1700, 1900, 2000, 2210, 2500, 2610, 3000. Replaces 124450-01510, 124450-01511.

124160-02150 Gasket, main bearing housing. **Tractors:** 1500, 2500, 2610.

124460-02150 Gasket, main bearing housing. **Tractors:** 195, 240, 330, 336, 1600, 1700, 1900, 2000, 2210, 3000, 3110, 3220, 3810, 4220. Replaces 124450-02050.



REPLACES

Front Crankshaft Seals

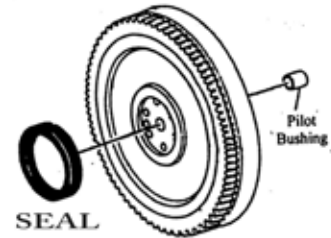


124450-01800 Seal, crankshaft front. **Tractors:** 336, 1100, 1300, 1500, 1600, 1700, 1900, 2000, 2210, 2500, 2610, 2620, 2820, 3000, 3110, 3220, 3810, 4220.

121450-01801 Seal, crankshaft front. **Tractors:** 140, 147, 220, 250, 1301, 1401, 1502, 1510, 1601, 1602, 1610, 1702, 1720, YMG1800, 1802, 1810, 1820, YMG2000, 2001, 2002, 2010, 2020, 2220, 2220, 2301, 2310, 2402, 2420, F16. Replaces 121450-01800.

REPLACES

Rear Crankshaft Seals



121250-02220 Seal, crankshaft rear. **Tractors:** 2620, 2820, 3000, 3110, 3220, 3810, 4220.

124085-02220 Seal, crankshaft rear. **Tractors:** 140, 147, 1110, 1301, 1401, 1502, 1510, 1601, 1610, 1700, 1702, 1720, 2000, 2210, F16. Replaces 124450-02220.

124160-02220 Seal, crankshaft rear. **Tractors:** 1500, 2500, 2610.

REPLACES

Air Cleaner Elements

124295-12560

Air cleaner element, Metal frame (like "O.E.M"). **Tractors:** 195, 240, 1500, 1600, 1700, 1900, 2000, 2500, 3000.



124060-12510

Air Cleaner element. 5.50" O.D. **Tractors:** 135, 155, 1100, 1110, 1300.



121120-12901

Air Cleaner element with fin. **Tractors:** 276, 330, 336, 2610, 2620, 2810, 2820, 3110, 3220, 3810, 4220, 4300, F18, F20, FX20, F22, FX22, FX24, FX26, FX28, FX32, F37D, FX42, F255, FX255, FX285, FX305.



129350-12900

Air cleaner element, heavy duty with fin. **Tractors:** 2001, 2010, 2020, 2202, 2210, 2220, 2301, 2310, 2402, 2420.



121465-12510

Air cleaner element with fin. **Tractors:** 135, 155, 186 (with precleaner). Replaces 124064-12510. 140, 146, 147, 165, 169, 180, 186, 220, 226, 250, 255, 1301, 1401, 1510, 1601, 1602, 1610, 1702, 1720, YMG1800, 1802, 1810, 1820, YMG2000, 2002, F14, F15, F16. Replaces 121465-12510, 124064-12510, 124066-12510 & 171022-12530. For 226, 2001, 2210 & 2301 must remove the plastic cover and fins.



REPLACES

Thermostart

124460-77802

Thermostart tank assembly. **Tractors:** 135, 155, 165, 1110, 1500, 1700, 2000, 2210, 2500, 3000.



REPLACES

Glow Plugs

129155-77800

Glow plug. **Tractors:** F series.



REPLACES

Radiator Hoses

124761-49020

Hose, radiator lower. **Tractors:** 195, 240, 1500, 2000, 2210, 3000, 3110. Replaces 121250-49020.

124460-49010

Hose radiator upper. **Tractors:** 195, 240, 1500, 1700, 2000, 2210. Replaces 124768-49010.



124465-49020

Hose, radiator lower. **Tractors:** 1500, 1700.

124460-49150

Hose, drain cock. **Tractors:** 1700, 2000.



121450-49020

Hose, radiator lower. **Tractors:** 220, 226, 250, 1301, 1401, 1510, 1601, 1602, 1610, 1702, 1720, YMG1800, 1802, 1810, YMG2000, 2001, 2002, 2420. Replaces 129350-49020.



121450-49010

Hose, radiator upper. **Tractors:** 220, 226, 250, 1301, 1401, 1510, 1601, 1602, 1610, 1702, 1720, YMG1800, 1802, 1810, YMG2000, 2001, 220, 2010, 2020, 2202, 2220, 2301, 2402, 2420. Replaces 129350-49020.



121450-49030

Hose, radiator bypass. **Tractors:** 186, 220, 226, 250, 1301, 1401, 1510, 1601, 1602, 1610, 1702, 1720, YMG1800, 1802, 1810, YMG2000, 2001, 2002, 2010, 2020, 2202, 2220, 2301, 2310, 2402, 2420, F14, F15.



121250-49030

Hose, radiator bypass. **Tractors:** 195, 240, 330, 2000, 2210, 2620, 2820, 3000, 3110, 3220, 4220.

121254-49020

Hose, radiator lower. **Tractors:** 186, 220, 330, 2500, 2610. Replaces 121150-49020.

121150-49030

Hose, radiator bypass. **Tractors:** 2500, 2610.

REPLACES

Fuel Tank Cap & Tank

194155-04120

Cap with sealing ring. For all plastic fuel tanks. **Tractors:** 1110, 1300, 1401, 1500, 1510, 1600, 1700, 1900, 2000, 2500, 2610, 3000.



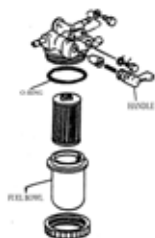
194151-04111

Fuel tank plastic. **Tractors:** 195, 240, 1500, 1600, 1700, 2000, 2210.



REPLACES

Fuel Filter Components



124064-55510

Fuel bowl fits most tractors.

102103-55520

O-ring for fuel bowl. **Tractors:** 336.

104200-55341

Handle, fuel shut off used on most tractors.

REPLACES

Fuel Bleeder Plug

124060-59380

Fuel bleeder plug. **Tractors:** 226, 1500, 1600, 1900, 2500, 3000.

REPLACES

Muffler



721250-13700

Muffler with elbow, mounting flange & pipe. **Tractors:** 195, 240, 1500, 1600, 1700, 1900, 2000, 2210.

REPLACES

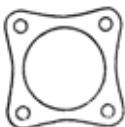
Gaskets for Exhaust

121150-13520

Gasket, manifold to block. **Tractors:** 2500, 2610.

124701-11911

Gasket, muffler to manifold. Replaces 12450-13201.



REPLACES

Fuel Injection Parts



103854-11490

Fuel injection valve insulator. **Tractors:** YM336, 1100, 1500, 1600, 1700, 1810, 1900, 2000, 2001, 2202, 2210, 2301, 2310, 2402, 2610, 3000.

REPLACES

Chamber Gaskets



103288-11450

Gasket, injector chamber. **Tractors:** 1500, 2610.

104900-11450

Gasket, injector chamber. **Tractors:** 1600, 1700, 1900, 2000, 2210, 3000, YM336.

124950-11450

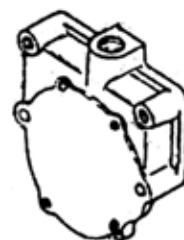
Gasket, injector chamber. **Tractors:** 1610, F16.

101704-11450

Gasket, injector chamber.

REPLACES

Water Pump Mount



121250-42120

Mount, water pump back plate. For tractors: 240, 2000, 2210, 2500, 3000.

REPLACES

Water Pump Gaskets**124750-42050**Gasket, water pump to back plate. **Tractors:** 2000, 2610, 2820, 3000, 3110, 3220, 3810, 4220. Replaces 124750-42051**124450-44410**Gasket, back plate to head. **Tractors:** 1600, 1700, 2000, 2500, 2610, 3000, 3110, 3220, 4220.**121450-42050**Gasket, water pump to back plate. **Tractors:** 220, 250, 1401, 1510, 1602, 1610, 1702, 1802, 1810, 1820, 2002, 2010, 2020, 2202, 2220, 2310, 2402, 2420, YMG 1800, YMG2000. Replaces 121023-42051.

REPLACES

Overflow Tank**124450-44510**

Over flow tank. For most tractors with round over flow tank.

REPLACES

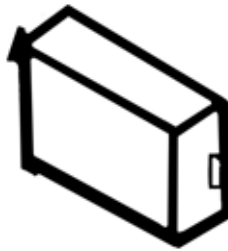
Decompression Cable**194145-01501**Cable decompression cable assembly (42" long). **Tractors:** 276, 330, 2500, 2610, 2620, 2820, 3000, 3110, 3220, 2810, 4220.

REPLACES

Oil Filter**124450-35100**Filter element, spin-on, type oil. **Tractors:** GT14, YM165, YM165D.

REPLACES

Fuse Box Cover



194440-52420

Cover, fuse box. **Tractors:** 140, 147, 155, 1401, 1510, 1610, F16, F18, FX18, F20, FX20, F22, FX22.

REPLACES

Lights-Fender

794150-53400

Fender light, 12 volt. Two bolt mount. **Tractors:** 250, 1500, 1700, 2000, 2210.



194440-53400

Fender light, 12 volt. Post mount. **Tractors:** 1301, 1510, 1610, 1702, 1720, 1802, 2001, 2002, 2020, 2202, 2220, 2301, 2402, 2420, F14, F15, F16.



194242-53400

Fender light, 12 volt. Post mount. **Tractors:** 2500, 3000, 3110, 3810. Replaces 194145-53400.

REPLACES


Indicator Lamp Assembly

194151-55100

Indicator lamp assembly. **Tractors:** 195, 240, 330, 1700, 2000, 2210, 2500, 2610, 3000.

REPLACES

Ignition Switch



194322-52110

Switch, ignition. **Tractors:** 140, 147, 155, 165, 169, 180, 186, 195, 220, 226, 240, 250, 276, 1300, 1510, 1601, 1702, 1720, YMG1800, 1802, 1810, 1820, YMG2000, 2001, 2002, 2010, 2020, 2202, 2210, 2220, 2301, 2310, 2402, 2420, 2500, 2610, 2620, 2820, 3220, 4220, 4300. (Old #194155-52110)

REPLACES

Headlamp Assmby & Light Bulbs

194190-53100

Headlamp assembly, 12 volt. **Tractors:** 1500.



194155-53100

Headlamp Assembly, 12 volt. **Tractors:** 195, 240, 1700, 2000, 2210.



194145-53200

Headlamp assembly, 12 volt. **Tractors:** 2500, 2610, 3000, 3110, 3810.



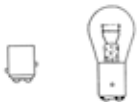
194151-55810

Head light bulb, 12 volt, 25-watt. Fits most tractors.



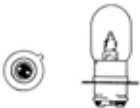
194520-55810

Head light bulb, 12 volt, 25 watt. **Tractors:** F14, F15, F16, 1802, 1820, 2002, FX26, FX28, 1602, 1702, 1720.



194155-55810

Head light bulb, 12 volt, 35 watt/25 watt. **Tractors:** 195, 240, 276, 330, 1500, 1700, 2000, 2001, 2010, 2210, 2210B, 2301, 2310, 2500, 2610, 3000, 3810, 4300.



194262-53080

Head light bulb, 12 volt, 25 watt. **Tractors:** 155, 165, 169, 180, 186, 220, 250, 1100, 1110, 1300, 1301, 1401, 1502, 1510, 1601, 1610, 1810, 2200.



194550-55810

Head light bulb, 12 volt, 35 watt. **Tractors:** F18, FX18, F20, FX20, F24, FX24, FX26, FX28, FX32, FX37D, FX42, FX46D, FX255, FX285, FX305, 2020, 2202, 2220, 2402, 2420, 2620, 2820, 3220, 4220.



REPLACES

Voltage Regulators

124160-77710

Regulator, 4 wire. **Tractors:** 1100, 1300, 1500.



124660-77710

Regulator, 3 wire. **Tractors:** 135, 155, 1110.



121462-77710

Regulator, 4 plug. **Tractors:** 1401, 1610.



121522-77790

Regulator, 6 plug. **Tractors:** 186, 1510, 1601, 1610, 1702, 1720, 1802, 1810, 1820, 2001, 2002, 2010, 2202, 2220, 2301, 2310, 2402, 2420. Replaces 121450-77710, 121450-77790.



REPLACES

Wiring Harness



WH-522

Harness, wiring used with 121522-77790 voltage regulator.

REPLACES

"New" Solid State Regulator



124550-77710

Regulator, "NEW" solid-state type. **Tractors:** 195, 240, 336, 1700, 2000, 2210, 2500, 2610, 3000, 3110, 3810.

REPLACES

Oil Pressure Unit



121252-39450

Switch, oil pressure sending unit. For tractors with warning light.

REPLACES

Battery Hold Down



194190-61740

Rod, battery hold down with nut, 4" threaded. For all models.

REPLACES

Starters



124060-77011

Starter assembly, "NEW". **Tractors:** 1300, 1300D, 1400, 1401, 1500, 1502, 1510, 1600, 1601, 1602, 1700.

REPLACES

Starter Solenoid



28000200

Starter solenoid assembly. **Tractors:** 1300, 1300D, 1400, 1401, 1500, 1502, 1510, 1600, 1601, 1602, 1700.

REPLACES

Clutch Return Spring



194145-22261 Spring, clutch bearing return. **Tractors:** 2500, 3000.

REPLACES

Transmission Splined Connector



194190-26180 Connector, splined shaft with snap ring. **Tractors:** 1500, 1700, 2000, 2210, 2310. Replaces 194150-25220, 194310-25100.

REPLACES

PTO Shaft Collar



195040-13320 Collar, PTO shaft (collar that seal rides on). **Tractor:** YM1500.

194130-33452 Collar, PTO shaft (collar that seal rides on). **Tractors:** 2310, 2500, 2700, 3000.

REPLACES

Transmission Shifter Knobs

194990-85561 Knob, transmission gear shift lever, small. For most tractors.



1A1020-58150 Knob, transmission gear shift lever, large. For most tractors.



REPLACES

Hi-Lo Shift Lever

194150-27530 Shift lever, Hi-Lo. **Tractors:** 195, 240, 1700, 2000.

REPLACES

Seals, Rock Shaft & Rear Axle



194150-44261 Seal, for splined rockshaft. **Tractors:** 195, 220, 226, 240, 250, 1500, 1600, 1601, 1610, 1700, 1702, 1720, YMG1800, 1810, 1900, 2000, YMG2000, 2001, 2210, 2301, 2310, F18, FX18.

194130-44241 Seal, for splined rockshaft. **Tractors:** 330, 2500, 2610, 2620, 2820, 3000, 3110, 3810, 4300.

REPLACES

Brake Shoes



194201-36511AF Brake shoe (pkg qty 1). 2 used per wheel. **Tractors:** 1301, 1401. Replaces 794201-36510.

194150-36520AF Brake shoe (pkg qty 1). 2 used per wheel. **Tractors:** 1500, 1600, 1700 RED, 1900, 2000 RED, YM195, 240. Replaces 194150-36510, 194150-36511.

194420-36510AF Brake shoe (pkg qty 1). 2 used per wheel. **Tractors:** 1601, 1610, YM220, YM226, YM250.

194130-36510AF Brake shoe (pkg qty 1). 2 used per wheel. **Tractors:** 2200, 2500, 2700.

194145-36510AF Brake shoe (pkg qty 1). 2 used per wheel. **Tractors:** 330, 3000.

REPLACES

Yanmar Brake Parts

- 194151-37730** Turnbuckle, brake & clutch, (10mm x 90mm OAL). **Tractors:** 1500, 1510, 1610, 1700, 2000, 2200, 2210, 2220, 2240, 2500, 3000, YM195, 240.
- 194151-37771** Brake rod end, RH thread (11-1/2" OAL). **Tractors:** 195, 240, 1510, 1700, 2000, 2210, 2500.
- 194190-37771** Brake rod end, RH thread (9-1/4" OAL). **Tractors:** 1500.
- 194130-37740** Brake rod end, LH thread (4-3/8" OAL). **Tractors:** 195, 240, 1500, 1510, 1610, 1700, 2000, 2200, 2210, 2500, 3000.
- 194310-37741** Brake rod end, LH thread (8" OAL). For most models.
- 194150-37760** Brake rod end, LH thread. **Tractors:** 1700 GREEN, 2000 GREEN. Also can be used for clutch rod end on tractors: 2000 RED. Replaces 194160-22460.
- 194150-37770** Brake rod end, RH thread. **Tractors:** 1700 GREEN, 2000 GREEN. Also can be used for clutch rod end on tractors: 2000 RED. Replaces 194160-22460.




REPLACES

Clutch Discs

- 194262-21400** Clutch disc, 7-1/8", 19 spline, 27/32" hub. **Tractors:** 135, 155, 169, 186, 1100, 1300, 1401. Replaces 194340-21400.
- 194440-21400** Clutch disc, 7-1/2", 10 spline. **Tractors:** 1301, 1502, 1510, 1601, 1610, 1702, 1720. Replaces 194312-21501, 194361-21400, 794150-21400.
- 194115-21400** Clutch disc, 7-7/8", 20 spline, 7/8" hub. **Tractors:** 195, 220, 226, 240, 250, 276, 1500, 1600, 1700, 1810, 1900, 2000, 2001, 2010, 2210, 2301. Replaces 194312-21501, 194361-21400, 794150-21400.
- 194276-21402** Clutch disc, 8-1/2", 13 spline, 1" hub. **Tractors:** 330, 336, 2200, 2420, 2500, 2610, 2620, 2700, 2820, 3000, 3110, 3220, 3810. Replaces 194320-21401, 194275-21400, 794081-21400.




REPLACES

Pressure Plates

- 194320-21700** Pressure plate assembly, 8-1/2". **Tractors:** 336, 2610, 2620, 2820, 3110, 3220, 3810, FX32. 
- 194262-21700** Pressure plate assembly, 7-1/4". **Tractors:** 165, 155, 169, 1100, 1300, 1401, 1510, 1601, 1610, 1702, 1720.
- 794150-21700AF** Pressure plate assembly, 8". **Tractors:** 195, 220, 226, 240, 250, 276, 1500, 1600, 1700, YMG1800, 1802, 1810, 1820, 1900, YMG2000, 2000, 2001, 2002, 2202, 2210, 2220, 2301, 2402, 2420, F20, F24, FX24. 
- 794081-21700** Pressure plate assembly, 8-1/2". **Tractors:** 330, 2200, 2500, 2700, 3000. 

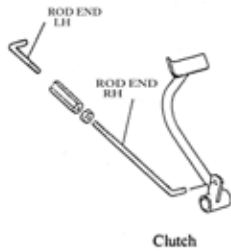
REPLACES

Clutch Release Bearings

- 194200-22180** Clutch release bearing. **Tractors:** 135, 155, 165, 169, 1100, 1300, 1301, 1401. 
- 194990-42710** Clutch release bearing. **Tractors:** 186, 195, 220, 226, 240, 250, 276, 336, YM1500 RED, F16, F24, FX24, FX32, FX42, 1510, 1600, 1610, 1700, 1702, 1720, YMG1800, 1802, 1810, 1820, 1900, YMG2000, 2000, 2001, 2002, 2010, 2020, 2202, 2210, 2220, 2301, 2310, 2402, 2420, 2610, 2620, 2820, 3810.
- 194990-42720** Clutch release bearing. **Tractors:** 2200, 2500, 2700, 3000, YM176.
- 194190-22150** Cup, release bearing with snap ring. **Tractors:** 1500 GREEN. 
- 194190-22140** Bearing carrier with bushing. For clutch release. **Tractors:** 1500 GREEN. 

REPLACES

Clutch Rods



194150-22460

Clutch rod end, LH thread. **Tractors:** 336, 150, 1601, 1700, YMG1800, 1802, YMG2000, 1810, 2001, 2002, 2210, 2301, 3810.

194150-22470

Clutch rod end, RH thread. **Tractors:** 1700, 2000.

REPLACES

PTO Cover



194190-25361

PTO cover with needle bearing. **Tractors:** YM1500.

REPLACES

PTO Seals



24221-355511

Oil seal, PTO. **Tractors:** 1700, 2000, 2210.

24421-385508

Oil seal, PTO. **Tractors:** 220, 250, 1610, 1702, 1720.

194151-39360

Oil seal, PTO. **Tractors:** 1500; Also stub axle seal on tractors: 1700, 2000.

194130-26350

Oil seal, PTO. **Tractors:** 1810, 1820, 2010, 2020, 2202, 2220, 2310, 2402, 2420, 2500, 2610, 2700, 3000.

REPLACES

Front Axle Seals

- 194191-13130** Seal, front knuckle. **Tractors:** 1110D, 1500D, 1500D RED.
- 194210-13841** Seal, front knuckle. **Tractor:** 1300D.
- 194341-13840** Seal, front knuckle. **Tractor:** 1401D.
- 194341-14340** Seal, front knuckle. **Tractor:** 1401D.
- 24421-386209** Seal, front knuckle. **Tractor:** 1500 GREEN.
- 24423-456209** Seal, lower side stub axle. **Tractors:** 1500D.
- 194191-13632** Seal, front knuckle. **Tractor:** 1500D GREEN.
- 194138-13790** Seal, front axle knuckle side. **Tractors:** 1601D, 1610D.
- 194313-13790** Seal, front axle knuckle side. **Tractors:** 1810D, 1820D, 2310D, YM240D.
- 194311-13760** Seal, front knuckle. **Tractors:** 195D, 240D, 1601D, 1610D, 1700D, 1820D, 1810D, 2000D, 2202D, 2210D, 2310D.
- 194311-14172** Seal, collar axle front. **Tractors:** 195D, 240D, 1601D, 1610D, 1700D, 1810D, 1820D, 2000D, 2202D, 2210D, 2310D.

REPLACES

Steering Parts

- 194191-14611** Steering arm. **Tractors:** YM1500D.

REPLACES

Steering Column bearings

- 194262-15520** Bearing, steering column (2 required). **Tractors:** YM135, 1100, 1301, 1401, 1502, 1510, 1602, F14, F15, F16.
- 194750-15520** Bearing, steering column (2 required). **Tractors:** YM135, 155, 165, 169, 195, 220, 226, 240, 250, 1500, 1601, 1610, 1700D, 1702, 1720, YMG1800, 1802, 1810, 1820, 2000, YMG2000, 2001, 2002, 2010, 2020, 2200, 2202, 2210, 2220, 2301, 2310, 2402, 2420, F17, FX17.



REPLACES

Front Axle Bearings

- 24101-063054** Bearing, front axle. **Tractors:** 1500D RED, 1500D GREEN. 25mm bore, 62mm O.D. Replaces 6305-2RS.
- 24101-062074** Bearing, front top spindle. **Tractors:** 1510D. 35mm bore, 72mm O.D. Replaces 6207-2RS.
- 24101-063074** Bearing, inner stub axle. **Tractors:** 1510D. 35mm bore, 80mm O.D. Replaces 6307-2RS.
- 24101-062054** Bearing, front upper spindle. **Tractors:** 1610D, 2310D. 25mm bore, 52mm O.D. Replaces 6205-2RS.
- 24101-062114** Bearing, inner stub axle. **Tractors:** 2310D. 55mm bore, 100mm O.D. Replaces 6211-2RS.
- 24101-062044** Bearing, front axle & transmission on most tractors. 20 mm bore, 47 mm O.D. Replaces 6204-2RS.

REPLACES

Steering Shaft with Worm Gear

- 794130-15500** Shaft, steering with worm gear (bearings not included). **Tractors:** 1500, 1600, 1700, 1900, 2000, 2200, 2210, 2700. Use steering column bearing 194750-15520.


REPLACES	Front Axle Gears
194191-14170	Gear, top knuckle front axle. Tractors: 1500D RED.
194191-14180	Gear, lower knuckle front axle. Tractors: 1500D RED.
194210-14230	Gear, front axle side. Tractors: 135D, 155D, 1100D, 1300D.



REPLACES	Rear Axle Case
	
194190-34312	Case, rear axle oil seal. Tractors: YM1500 RED.

REPLACES	Rear Axle Seals
194447-14140	Seal, rear axle. Tractors: 1502, 1510, 1610, 1702, 1720, 1802, 1820, 2002, 2210, YMG1800, YMG2000; Also front stub axle seal on tractors: 140D, 147D, 1502D, F15D, F16D, F17D, F18D.
194321-13930	Seal, rear axle old style dust type. Tractors: 2610D, 3110D, 3810D, 4300D.
24421-607509	Seal, rear axle old style. Tractors: 2610D, 3110D, 3810D, 4300D.
24430-608206	Seal, rear axle dust type. Tractors: 2210.
128176-02220	Seal, rear axle outer. Tractor: 2210.
24421-750013	Seal, rear axle. Tractors: 3000, 3110D.
24430-750007	Seal, rear axle dust style. Tractors: 3000, 3110D.
194200-34412	Seal, rear axle. Tractors: 1300, 1401, 1602, F14, F15, YM135, 155.
194190-32420	Seal, rear axle outer. Tractors: 1500.
194440-32660	Seal, rear axle. Tractors: 1601, 1610.
194130-34350	Seal, rear axle with metal flange. Tractors: 2200, EARLY 2500.
24421-557509	Seal, rear axle outer. Tractors: 1110, 1500, 1600, 1700, 1900, 2000.
194134-32800	Seal, rear axle. Tractors: 2500, 2610.

REPLACES	Rear Axle Bearings
	
24101-063064	Bearing, rear axle, transmission & stub axle (RH or LH). Tractors: YM1500, YM1500D. 30mm bore, 72mm O.D. Replaces 6306-2RS.
24101-063044	Bearing, rear axle. Tractors: YM1500, YM1500D. 20mm bore, 52mm O.D. Replaces 6304-2RS.
24102-062090	Bearing, rear axle. Tractors: YM1500, YM1500D, 1802, 1820, 2002. 45mm bore, 85mm O.D. Replaces 6209-2RS.
24101-062104	Bearing, rear axle. Tractors: 2020, 2210, 2310. 50mm bore, 90mm O.D. Replaces 6210-2RS.

REPLACES	Rear Axle Hub
	
194200-34711	Hub, rear axle. Tractors: YM135, 155, 1300, 1301. (Hardware included)

REPLACES	Bearing & Cups for Spindles
24520-511070	Bearing & cup for spindles. Tractors: 1100D, 1300D, 1301D, 1401D, 1810, 3110D. Replaces 194210-14300.

5

WHEELS AND AXLES

Replacement parts to fit YANMAR

REPLACES

Rear Axle Collars

194150-34360

Collar, rear axle outer seal.
Tractors: 1500, 1600, 1700, 1900, 2000.



194210-14400

Collar, stub axle seal. **Tractors:** 1100D, 1300D, 1301D, 1401D.



194190-34170

Collar, rear axle inner seal.
Tractors: 1500, 1500 GREEN, 1500 RED.



194130-34360

Collar, rear axle seal. **Tractors:** 2200, 2500, 2610.



194312-32670

Collar, rear axle seal. **Tractors:** 2020, 2310.



194447-14180

Collar, rear axle outer seal.
Tractors: 1502, 1510, 1610, 1702, 1720, 1802, 1820, 2002, 2210, YMG1800, YMG2000; Also front stub axle collar on tractors: 1502D, F15D.



194310-34170

Collar, rear axle seal. **Tractors:** 2210.

REPLACES

Steering Wheel Caps



194150-15770

Cap, steering wheel for most models. Outside diameter 49.30 mm.

194130-44510

Cap, steering wheel for most models: Outside diameter 63.20 mm.

REPLACES

Steering Wheels and Parts

194145-15710

Steering wheel with cap. 15-1/2" dia. wheel with tapered keyed hub. **Tractors:** 1500, 1700, 2000, 2200, 2210, 2210B, 2500, 2700, 3000. Replaces 194150-15710, 194130-15710.



194420-15700

Steering wheel with cap. 15-1/2" dia. Fine spline (36). **Tractors:** 226, 1300, 1601, 1610, 1700B, 1702, 1720, YMG1800, 1802, 1820, 2000B, YMG2000, 2002, 2010, 2020, 2202, 2220, 2301, 2310, 2402, 2420, 2610, 2620, 2820, 3110, 3220, F17, FX17. Replaces 194420-15710.



194440-15700

Steering wheel with cap. 15-1/2" dia. Course spline (18). **Tractors:** 140, 147, 1100, 1401, 1502, 1510, 1602. Replaces 194440-15800.



26776-120002

Steering wheel nut. **Tractors:** 1401, 1500, 1510, 1600, 1610, 1700, 2000, 2200, 2500, 2700, 3000. Replaces 26336-120002, 26777-120002.

194130-15530

Steering wheel nut. **Tractors:** 1601, 1702, 1720, 1802, 1810, 1820, 2000B, 2002, 2010, 2301, 2310, 2402, F18, F20, F22, F24.

26716-120000

Steering wheel nut. **Tractors:** 1300. Replaces 26717-120002.

REPLACES	Three Point Hitch Parts
194340-10010	Bracket, top link. Tractors: YM135, YM155, YM169, YM1100, YM1301, YM1401.
TLB-1510	Bracket, top link. Tractors: YM1510.
194190-74110	Stabilizer arm. Tractors: YM1500.
194190-12301	Side link, non-adjustable used on most tractors.
194150-74910	Check chain clevis eyebolt with nut & washer. Tractors: 195, 226, 240, 1610, 1700, 1700B, 1702, 1720, YMG1800, 1802, 1810, 2000, YMG2000, 2002, 2010, 2020, 2202, 2210.
SC425	Chain, stabilizer. 4-1/4" square center tube with locknuts. For most models. 27" closed, 29" open.

REPLACES	Lower Lift Arms
194190-73101	Lift arm, lower. Category I, 2-1/2" wide, 5/8" thick, 23-1/2" hole centers.
LA-245	Lift arm, lower. Category I, 2-1/2" wide, 5/8" thick, 24-1/2" hole centers.
LA-275	Lift arm, lower. Category I, 2-1/2" wide, 5/8" thick, 27-1/2" hole centers.
LA-2775	Lift arm, lower. Category I, 2-5/8" wide, 5/8" thick, 27-3/4" hole centers.

REPLACES	Linkage Pins Top & Lower Pins
194130-44480	Top link pin. Category I, 3/4" pin diameter, 12 mm thread, 3-9/16" overall length.
P-4516	Top link pin. Category I, 3/4" pin diameter, 16mm thread with fixed shoulder, 4-5/16" overall length.
194150-73182	Pin, lower hinge with nut. Tractors: 195, 240, 1510, 1601, 1610, 1700, 1702, YMG1800, 1810, 2000, 2000B.

REPLACES	Side Links
SL-1150	Side link, non-adjustable.
794190-72101	Side link, adjustable. (7-1/2" center tube)
ASL-950	Side link, adjustable. (9-1/2" center tube).

REPLACES	Three Point Hitch Parts
TPH-1500	Kit, three point hitch. For tractor: YM1500. Consists of: (2) lift arms, (2) stabilizer arms, (1) lower link kit, (1) adjustable side link, (1) non adjustable side link & misc. hardware.

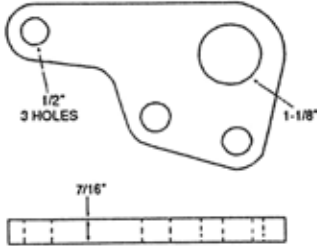
6

HITCH AND
HYDRAULICS

Replacement parts to fit
YANMAR

REPLACES

Hinge Plate



194200-75502

Hinge plate for lower hitch assembly. **Tractors:** F14, F15, F155, YM135, YM155, YM1100, YM1300, YM1301, YM1401.

REPLACES

Hydraulic Valve & O-Rings

794361-45100X

Valve, hydraulic. **Tractors:** 1500, 1601, 1610, 1700, 2000, 2500, 2610, 3000. Also on some 3110, 3810. Replaces 794151-45101.

24315-000120

O-ring for hydraulic valve base. (valve 794361-45100X).

REPLACES

Hydraulic Filter



194250-48310

Hydraulic filter, Spin-on. **Tractors:** "02 & 20 series", F14, F15, F22, F24.

REPLACES

Tiller Tines



195107-18510

Tine, Tiller **LH** using 12mm bolt. For models:
1400 & up.



195107-18520

Tine, Tiller **RH** using 12mm bolt. For models:
1400 & up.



195187-14970

Tine, Tiller **LH** using 10mm bolt. For models:
1300 & below.



195187-14980

Tine, Tiller **RH** using 10mm bolt. For models:
1300 & below

REPLACES

Bearings for Tractors & Implements

- 24101-062044** Bearing, front axle & transmission on most tractors. 20 mm bore, 47 mm O.D. Replaces 6204-2RS.
- 24101-063044** Bearing, rear axle. **Tractors:** YM1500, YM1500D. 20mm bore, 52mm O.D. Replaces 6304-2RS.
- 24101-062054** Bearing, front upper spindle. **Tractors:** 1610D, 2310D. 25mm bore, 52mm O.D. Replaces 6205-2RS.
- 24101-063054** Bearing, front axle. **Tractors:** 1500D RED, 1500D GREEN. 25mm bore, 62mm O.D. Replaces 6305-2RS.
- 24101-063064** Bearing, rear axle, transmission & stub axle (RH or LH). **Tractors:** YM1500, YM1500D. 30mm bore, 72mm O.D. Replaces 6306-2RS.
- 24101-062074** Bearing, front top spindle. **Tractors:** 1510D. 35mm bore, 72mm O.D. Replaces 6207-2RS.
- 24101-063074** Bearing, inner stub axle. **Tractors:** 1510D. 35mm bore, 80mm O.D. Replaces 6307-2RS.
- 24102-062090** Bearing, rear axle. **Tractors:** YM1500, YM1500D, 1802, 1820, 2002. 45mm bore, 85mm O.D. Replaces 6209-2RS.
- 24101-062104** Bearing, rear axle. **Tractors:** 2020, 2210, 2310. 50mm bore, 90mm O.D. Replaces 6210-2RS.
- 24101-062114** Bearing, inner stub axle. **Tractors:** 2310D. 55mm bore, 100mm O.D. Replaces 6211-2RS.
- 24101-062124** Bearing, ball. Double shield. 60 mm bore, 110 mm O.D. Replaces 6212-2RS.
- 24101-063124** Bearing, ball. Double shield. 60 mm bore, 130 mm O.D. Replaces 6312-2RS.

REPLACES	Hood Components
194312-61810	Cam lock. Tractors: F20, F22, 1610, 1702, 1720, YMG1800, 1802, 1810, YMG2000, 2001, 2002, 2202, 2301, 2310, 2402.
194312-61840	Washer, wavy, for the hood. Tractors: F20, F22, 1610, 1702, 1720, YMG1800, 1802, 1810, YMG2000, 2001, 2002, 2202, 2301, 2310, 2402.
194155-61251	Bushing, hood hinge, rubber. For most models.
194155-61240	Bolt, hood hinge. For most models.
194080-61810	Hood Latch, rubber. "OEM" style. Tractors: YM1500, 1700, 2000, and many other models.
194145-612520	Grille, headlight. Tractors: 330, 336, 2500, 2610, 3000, 3110.
194145-62260	Fender cushion, rubber. Tractors: YM2500, YM3000.
194312-61820	Lever, latch (outside hood). Tractors: F20, F22, 1610, 1702, 1720, YMG1800, 1802, 1810, YMG2000, 2001, 2002, 2202, 2301, 2310, 2402.
REPLACES	Tiller Plug
195230-12190	Plug for tillers. Fits most models.



ALPHABETICAL INDEX

A

Air Filter, 3
Arm, Steering, 11
Arm, Three Point Lift, 14
Axle
 Bearing, 11, 17
 Bearing, Front Spindle, 11
 Bearing, Front Stub Shaft, 11
 Bearing, Rear, 12
 Bearing, Spindle, 12
 Carrier Seal, 12
 Collar, Seal, 13
 Collar, Seal Front, 11
 Gear, Front, 12
 Hub, 12
 Seal, Rear, 13
 Seals, 11 to 12
 Seals, Front, 11
 Seals, Front Knuckle, 11
 Seals, Rear, 12

B

Battery, Hold Down Rod, 7
Bearings
 Axle, 11, 17
 Axle, Front, 11
 Axle, Rear, 12
 Clutch, Release, 9
 Spindle, Front, 11 to 12
 Steering Column, 11
 Transmission, 11 to 12, 17
Bolt, Hood Hinge, 18
Bowl, Fuel Filter, 4
Bracket, Top Link, 14
Brakes
 Rod, 9
 Shoes, 8
 Turnbuckle, 9
Bushing, Hood Hinge, 18

C

Cable, Shut Off, 5
Cap, Steering Wheel, 13
Caps, Fuel Tank, 3
Chain Stabilizer, 14
Clevis, Three Point Sway Chain, 14
Clutch
 Bearing, Release, 9
 Discs, 9
 Pressure Plate, 9
 Shaft, 10
 Spring, 8
 Turnbuckle, 9
Collar, Front Axle Seal, 11
Collar, PTO Shaft, 8

Cooling Systems
 Hoses, 3
 Mount, Water Pump, 4
 Tank, Over Flow, 5
Coupler, Transmission, 8
Cover, Fuse Box, 6
Cover, PTO, 10
Cushion, Fender, 18

D

Decompression Cable, 5
Disc, Clutch, 9

E

Electrical
 Cover, Fuse Box, 6
 Grill, Light, 18
 Heater, Engine, 3
 Heater, Engine Manifold, 3
 Lamp, Indicator, 6
 Lights, 6
 Regulator, Voltage, 7
 Solenoid, Starter, 7
 Starters, 7
 Switch, Ignition, 6
 Wire Harness, 7
Engines

 Caps, Fuel Tank, 3
 Filters, Air, 3
 Filters, Oil, 5
 Gasket, Front Cover, 2
 Gasket, Head, 1
 Gasket, Pan, 1
 Gasket, Valve Cover, 1
 Gasket, Water Pump, 5
 Gaskets, 1
 Gaskets, Exhaust, 4
 Gaskets, Injector Chamber, 4
 Heater, Manifold, 3
 Heater, Tank, 3
 Mufflers, 4
 Ring Set, Piston, 1
 Seal, Crank, 2
 Seal, Rear Crank, 2
 Switch, Oil Pressure, 7

Exhaust System
 Heater, Manifold, 3
 Mufflers, 4

F

Filters
 Air, 3
 O-ring, Fuel Bowl, 4
 Oil, Engine, 5
 Oil, Hydraulic, 15

Replacement parts to fit
YANMAR

Fuel Systems

- Bowl, Fuel Filter, 4
- Caps, Fuel Tank, 3
- Filter, Air, 3
- Gaskets, Injector Chamber, 4
- Handle, Fuel Shut-off, 4
- Insulator Washer, Fuel Injector, 4
- O-ring, Bowl, 4
- Plug, Fuel Bleeder, 4

G

Gaskets

- Chamber, Injector, 4
- Engine, 1
- Exhaust, 4
- Front Cover, Engine, 2
- Head, Engine, 1
- Pan, Engine, 1
- Valve Cover, Engine, 1
- Water Pump, 5

- Gear Shift Knob, 8
- Gear, Front Axle, 12
- Glow Plugs, 3
- Grill, Light, 18

H

- Handle, Fuel Shut-off, 4
- Hitch Kit, Three Point, 14
- Hood Lock, 18
- Hose, Radiator, 3
- Hub, Wheel, 12
- Hydraulics
 - Filter, 15
 - O-Rings, 15
 - Valve, 15

I

- Ignition Switch, 6
- Insulator Washer, Fuel Injector, 4

K

- Knob, Transmission Gear Shift, 8

L

- Lamp, Indicator, 6
- Latch, Hood, 18
- Lever, Hi Lo Shift, 8
- Lift Arm, Three Point, 14
- Light, 6
- Light Grill, 18
- Link, Three Point Side, 14
- Lower Link Pins, 14

M

- Mount, Water Pump, 4
- Mufflers, 4

N

- Nut, Steering Wheel, 13

O

- O-Rings, 15
- Oil Filter, Engine, 5

P

- Pin, Top Link, 14
- Pins, Lower Link, 14
- Plate, Lower Link Hinge, 15
- Plug, Fuel Bleeder, 4
- Plug, Tiller, 18
- PTO

- Collar, Shaft, 8
- Cover, 10
- Seals, 10

R

- Radiator, Hose, 3
- Ring Set, Engine Piston, 1
- Rockshaft Seal, 8
- Rod, Battery Hold Down, 7
- Rod, Brake, 9

S

Seals

- Axle, 12
- Axle, Front, 11
- Axle, Rear, 12 to 13
- Carrier, Axle, 12
- Collar, Rear Axle Collar, 13
- Crank, Rear, 2
- Crankshaft, Engine, 2
- PTO, 10
- Rockshaft, 8
- Sending Unit, Oil Pressure, 7
- Shaft, Clutch, 10
- Shaft, Steering, 11
- Sheet Metal

- Bolt, Hood Hinge, 18
- Bushing, Hinge, Hood, 18
- Cushion, Fender, 18
- Latch, Hood, 18
- Lock, Hood, 18

- Shoes, Brake, 8
- Shut Off Cable, 5
- Solenoid, Starter, 7
- Spindle Bearing, 12
- Spring, Clutch, 8
- Stabilizer, Chain, 14
- Stabilizer, Three Point Hitch, 14
- Starter, 7
- Starter, Solenoid, 7
- Steering

- Arm, 11
- Bearing, Column, 11
- Cap, Steering Wheel, 13
- Nut, Steering Wheel, 13
- Shaft, Steering Wheel, 11
- Wheel, 13

Replacement parts to fit
YANMAR

Switch

- Ignition, 6
- Oil Pressure Sending Unit, 7

T

- Tank Heater, 3
- Tank, Over Flow, 5
- Three Point Hitch
 - Arm, Lift, 14
 - Bracket, Top Link, 14
 - Chain Stabilizer, 14
 - Clevis, Sway Chain, 14
 - Hitch Kit, 14
 - Link, Side, 14
 - Pin, Lower Link, 14
 - Pin, Top Link, 14
 - Plate, Lower Link Hinge, 15
 - Stabilizer, 14
- Tiller Plug, 18
- Tiller Tine, 16
- Tine, Tiller, 16
- Transmission
 - Bearing, 11 to 12, 17
 - Coupler, 8
 - Cover, PTO, 10
 - Knob, Gear Shift, 8
 - Lever, Hi Lo Shift, 8
 - Pressure Plate, Clutch, 9
- Turnbuckle, Brake and Clutch, 9

V

- Valve, Hydraulic, 15
- Voltage Regulator, 7

W

- Washer, Fuel Injector, 4
- Wheel
 - Hub, 12
 - Steering, 13
- Wire Harness, 7

Replacement parts to fit

YANMAR